

# Happy Mother's day Embroidery

Make a sweet and easy gift for your mom...  
You have time to stitch this up in time for Mother's day!



Finished design

© Copyright 2026 Shirley Hudson

\*All Rights Reserved. Hudson's Holidays

No part of this pattern may be reproduced or photocopied without written consent from Shirley Hudson. Copying and selling this pattern is a crime. Please use pattern for gifts, personal use, finished items Online ... With credit given for pattern, and craft shows. No mass producing of finished items allowed. When using in classes, each student needs their own purchased pattern.

Breaking these rules will result in legal action.

Trace this design-  
 on muslin with a blue disappearing marker or pencil.  
 Use a back stitch mainly. For dots... Use a French  
 knot. The pink flowers are lazy daisies.



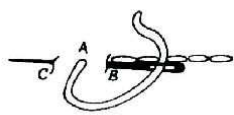
Finished design



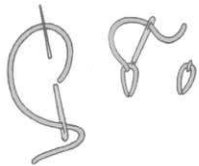
Color chart




- 208 very dark Lavender
- 947 burnt Orange
- 728 topaz
- 988 med Forest green
- 826 garnet
- 603 cranberry
- 310 black
- 3804 dk cyclamen Pink
- 3860 cocoa



Back stitch



Lazy daisy



French knot

Shirley Hudson Designs  
 HudsonsHolidays.com  
 ©2026 All rights reserved

After removing the blue disappearing marker...Let dry. Iron design. Cut it down to desired size. Add a fun border around the design and then add another bigger border all the way around. Frame it or make into pillow. Have fun!